


AYUSH IN INDIA 2007

# Section 6



**Mainstreaming of AYUSH Systems  
in the Health Care System under  
National Rural Health Mission (NRHM)**

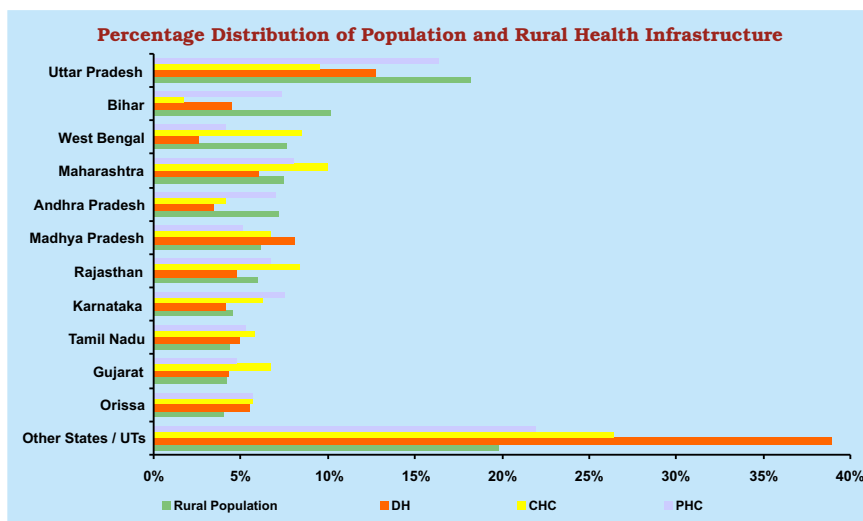




## SECTION 6 : INTEGRATION OF AYUSH IN THE HEALTH CARE SYSTEM UNDER NATIONAL RURAL HEALTH MISSION (NRHM)

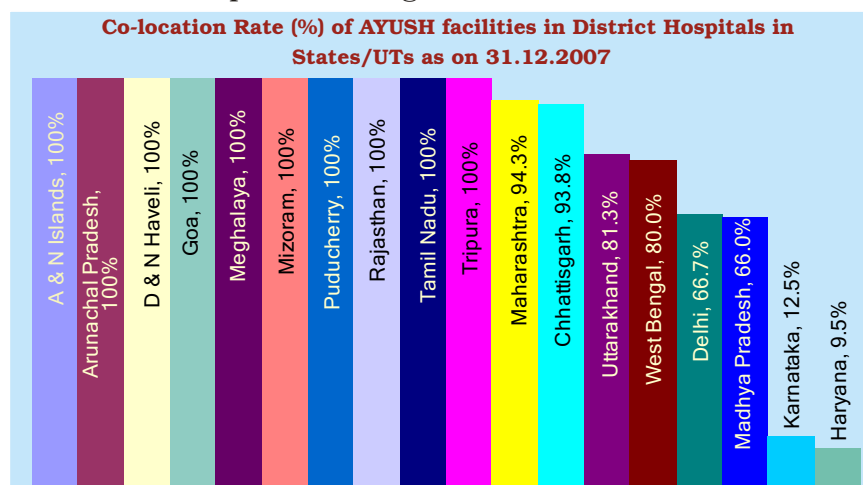
T

here were 617 districts, 6345 blocks and 623706 villages incorporating 581 District Hospitals (DHs), 4045 Community Health Centres (CHCs) and 22370 Primary Health Centres (PHCs) in India in 2007. The projected rural population of India for December, 2007 had been estimated as 8283.2 lakh. On an average, 14.3 lakh, 2.0 lakh and 0.4 lakh rural population had been served per District hospital, Community Health Centre and Primary Health Centre respectively.



### Co-location Rate of Rural Health Infrastructure with AYUSH facilities in India:

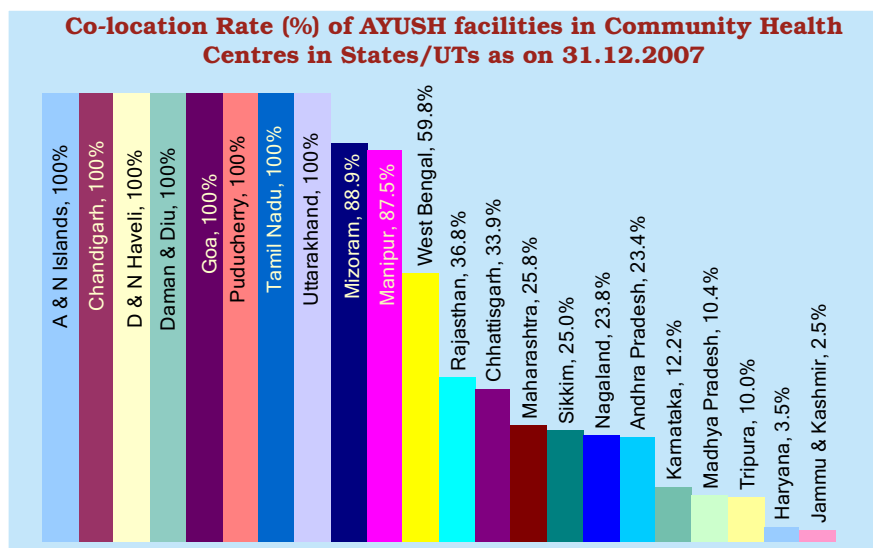
AYUSH facilities had been co-located with 208 District Hospitals, 910 Community Health Centres and 3883 Primary Health Centres in the country in 2007. About 36% District hospitals had been co-located with AYUSH facilities till 2007. All the District hospitals existing in the states and union territories



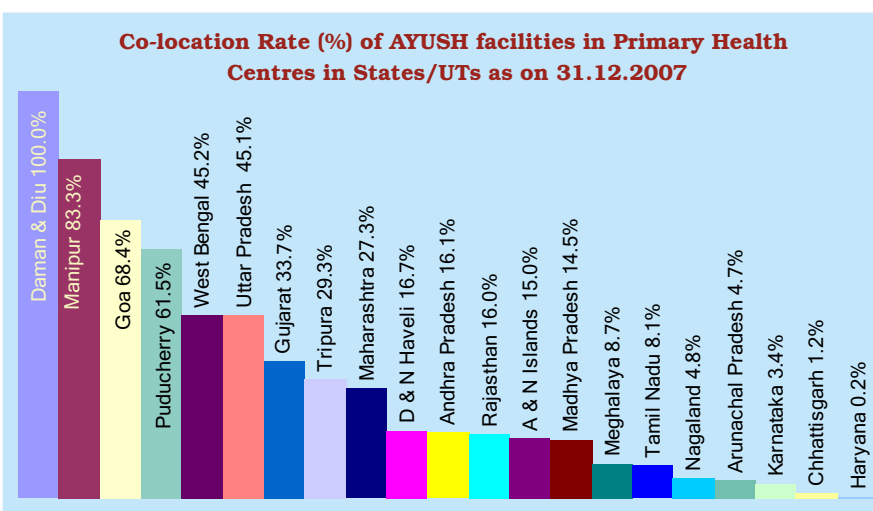
of Arunachal Pradesh, Goa, Meghalaya, Mizoram, Rajasthan, Tamilnadu, Tripura, Andaman & Nicobar Islands, Dadra & Nagar Haveli and Puducherry had been co-located with AYUSH facilities, whereas, the states having more than 50% of the District hospitals co-located with AYUSH facilities were Maharashtra, Chhattisgarh, Uttarakhand, West Bengal, Delhi and Madhya Pradesh. States having less than 50% District hospitals co-located with AYUSH facilities were Karnataka and Haryana, whereas, there had been no co-location of AYUSH facilities in the Districts hospitals of the remaining 17 states and union territories.

Nearly 23% Community Health Centres had been co-located with AYUSH facilities till 2007. All the CHCs existing in the states and union territories of Goa, Tamilnadu, Uttarakhand, Andaman & Nicobar Islands, Chandigarh, Dadra & Nagar Haveli, Daman & Diu and Puducherry had been co-located with AYUSH facilities, whereas, the states having more than 50% of the CHCs co-located with AYUSH facilities were Mizoram, Manipur and West Bengal.

The states having more than 25% but less than 50% of the CHCs co-located with AYUSH facilities were Rajasthan, Chhattisgarh, Maharashtra and Sikkim. The states having less than 25% CHCs co-located with AYUSH facilities were Andhra Pradesh, Haryana, Jammu & Kashmir, Karnataka, Madhya Pradesh, Nagaland and Tripura. No co-location of AYUSH facilities had been observed in CHCs in the remaining 13 states and union territories.



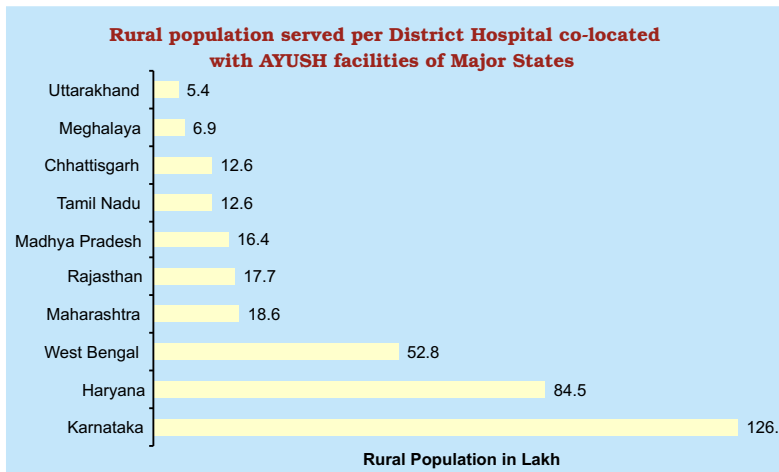
About 17% Primary Health Centres had been co-located with AYUSH facilities till 2007. All the PHCs of Union Territory of Daman & Diu had been co-located with AYUSH facilities, whereas, the states/ union territories having more than 50% of the PHCs co-located with AYUSH facilities were Manipur, Goa, and Puducherry. States having more than 25% but less than 50% of the PHCs co-located with AYUSH facilities were West Bengal, Uttar Pradesh, Gujarat, Tripura and Maharashtra.



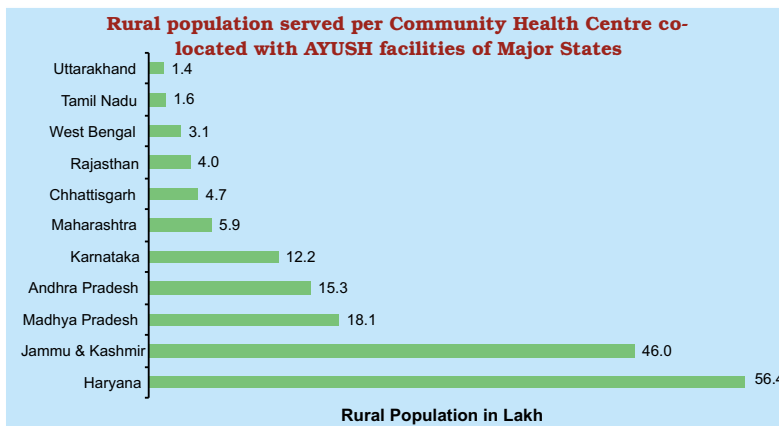
The states and union territories having less than 25% of the Primary Health Centres co-located with AYUSH facilities were Dadra & Nagar Haveli, Andhra Pradesh, Rajasthan, Andaman & Nicobar, Madhya Pradesh, Meghalaya, Tamilnadu, Nagaland, Arunachal Pradesh, Karnataka, Chhattisgarh, and Haryana. No co-location with AYUSH facilities had been observed in the PHCs in the remaining 14 states and union territories.

**Rural Population served by the Rural Health Infrastructure co-located with AYUSH facilities:**

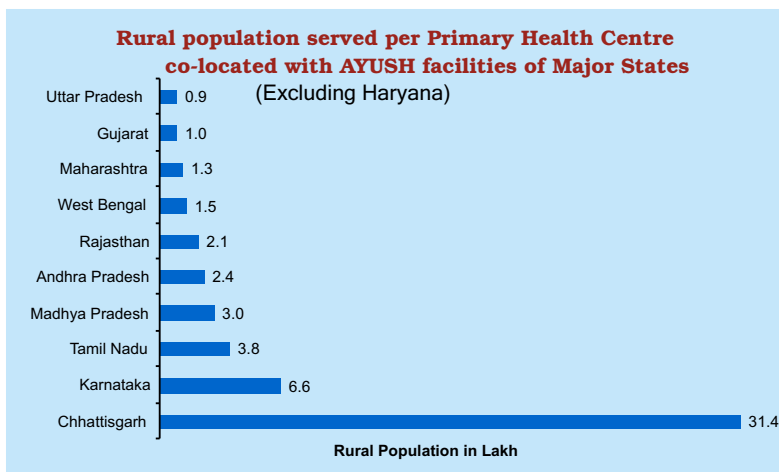
About 40 lakh of rural population were being served by each District hospital co-located with AYUSH facilities in the country as on 31.12.2007. About 126.1 lakh population per DH co-located with AYUSH facilities were being served in the state of Karnataka, whereas, 84.5 lakh and 52.8 lakh rural population were being served per DH co-located with AYUSH facilities in the state of Haryana and West Bengal respectively. The states and union territories with less than 5 lakh rural populations getting their health care services per DH co-located with AYUSH facilities were Arunachal Pradesh, Delhi, Goa, Mizoram, Andaman & Nicobar Islands, Dadra and Nagar Haveli and Puducherry.



About 9.1 lakh rural population were being served per Community Health Centre co-located with AYUSH facilities in 2007. About 56.4 lakh population per CHC co-located with AYUSH facilities were being served in the state of Haryana, whereas, 46.0 lakh and 29.1 lakh rural population were being served per CHC co-located with AYUSH facilities in the states of Jammu & Kashmir and Tripura respectively. The states and union territories with less than one lakh rural population per CHC co-located with AYUSH facilities were Mizoram, Andaman & Nicobar Islands, Chandigarh and Puducherry.

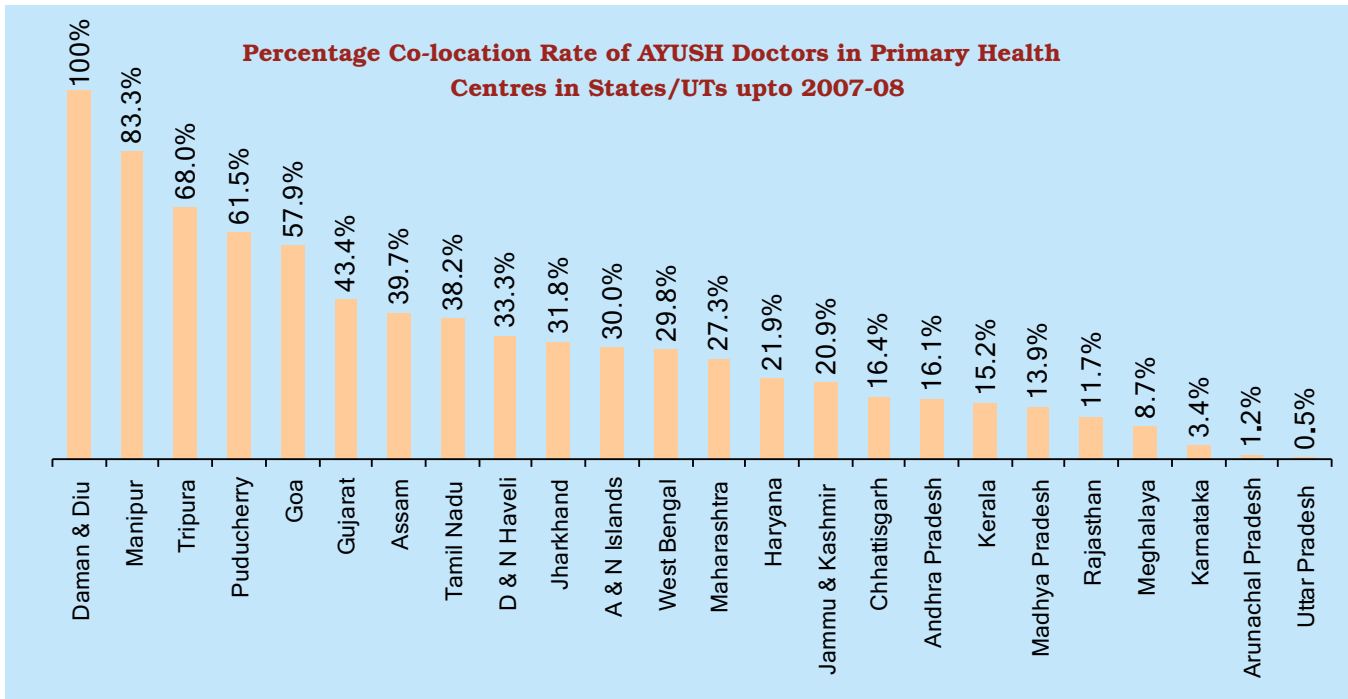


On an average, 2.1 lakh rural population were being served per Primary Health Centre co-located with AYUSH facilities in the country in 2007. About 169.1 lakh population per PHC co-located with AYUSH facilities were served in the states of Haryana. About 31.4 lakh, 6.6 lakh, 4.7 lakh, 3.8 lakh and 3.0 lakh population per PHC co-located with AYUSH facilities were served in the States of Chhattisgarh, Karnataka, Nagaland, Tamilnadu and Madhya Pradesh respectively. The states and union territories with less than 0.5 lakh rural population per PHC co-located with AYUSH facilities were Manipur, Daman & Diu and Puducherry.

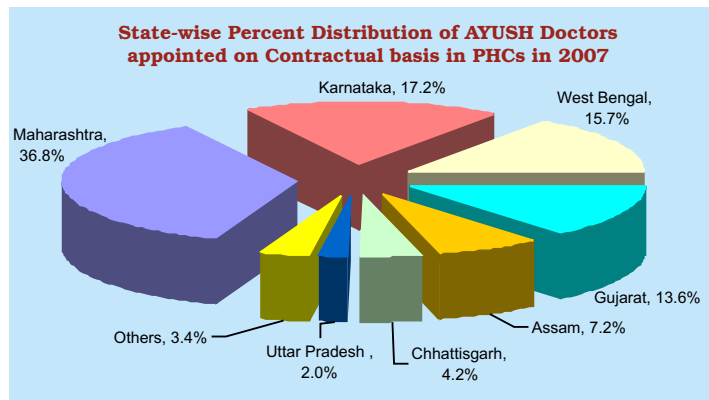


**Co-location Rate of Primary Health Centres with AYUSH Doctors in India:**

Out of 5057 PHCs co-located with AYUSH Doctors, 9.7% PHCs co-located with AYUSH Doctors pertain to Maharashtra, whereas 9.2% and 8.9% existed in the states of Gujarat and Tamil Nadu respectively. The states and union territories having more than 50% of their PHCs co-located with AYUSH Doctors were Goa, Manipur, Tripura, Daman & Diu and Puducherry. Out of 2663 AYUSH Doctors appointed on contractual basis in the PHCs, 36.8% Doctors were appointed in the state of Maharashtra, whereas 17.2%, 15.7% and 13.6% pertain to Karnataka, West Bengal and Gujarat respectively.



States and Union Territories neither having co-location of AYUSH practitioners nor any contractual appointment of AYUSH Doctors in PHCs were Bihar, Delhi, Himachal Pradesh, Mizoram, Nagaland, Orissa, Punjab, Sikkim, Uttarakhand, Chandigarh and Lakshadweep. Besides, there was no contractual AYUSH doctor in the states of Andhra Pradesh, Haryana, Jharkhand, Kerala, Madhya Pradesh, Rajasthan, Tamil Nadu and Dadra & Nagar Haveli.



### 6.1 : State-wise Administrative Structure / Rural Health Infrastructure and co-location with AYUSH facilities as on 31.12.2007

S. No.	State/ Union Territory	Rural Population (In lakhs) §	Administrative Structure			Rural Health Infrastructure			Rural Health Infrastructure Co-located with AYUSH facilities @		
			No. of Districts	No. of Blocks	No. of Villages	DH	CHC	PHC	DH	CHC	PHC
(1)	(2)	(3)	(4)	(5)	(6)	(7)	(8)	(9)	(10)	(11)	(12)
1	Andhra Pradesh	597.55	23	1127	26614	20	167	1570	0	39	253
2	Arunachal Pradesh	9.50	16	69	3862	14	31	85	14	0	4
3	Assam	259.95	27	219	26247	20	100	610	0	0	0
4	Bihar	843.27	38	533	45356	26	70	1648	0	0	0
5	Chhattisgarh	188.66	16	146	20179	16	118	518	15	40	6
6	Delhi	11.29	9	14	165	9		8	6	0	0
7	Goa	7.93	2	11	369	2	5	19	2	5	13
8	Gujarat	353.02	25	170	18569	25	273	1073	0	0	362
9	Haryana	169.05	20	119	6764	21	86	411	2	3	1
10	Himachal Pradesh	59.25	12	75	17495	12	71	443	0	0	0
11	Jammu & Kashmir	91.99	14	107	7537	14	80	374	0	2	0
12	Jharkhand	234.72	22	211	32621	22	194	330	0	0	0
13	Karnataka	378.42	27	176	29406	24	254	1679	3	31	57
14	Kerala	253.01	14	152	1452	14	107	909	0	0	0
15	Madhya Pradesh	508.04	48	313	53857	47	270	1149	31	28	167
16	Maharashtra	614.66	35	358	43711	35	407	1800	33	105	491
17	Manipur	19.84	9	36	2391	7	16	72	0	14	60
18	Meghalaya	20.56	7	39	6180	3	26	103	3	0	9
19	Mizoram	4.95	9	26	817	8	9	57	8	8	0
20	Nagaland	18.62	11	52	1278	11	21	84	0	5	4
21	Orissa	339.33	30	314	51349	32	231	1279	0	0	0
22	Punjab	175.44	20	141	12673	20	126	484	0	0	0
23	Rajasthan	496.76	32	237	41353	28	337	1499	28	124	240
24	Sikkim	5.33	4	0	452	4	4	24	0	1	0
25	Tamil Nadu	366.83	30	385	17244	29	236	1181	29	236	96
26	Tripura	29.05	4	40	1040	2	10	75	2	1	22
27	Uttar Pradesh	1510.72	70	813	96383	74	386	3660	0	0	1650
28	Uttarakhand	70.79	13	95	16826	16	49	232	13	49	0
29	West Bengal	633.62	19	341	40782	15	346	922	12	207	417
30	A & N Islands	2.75	2	7	501	2	4	20	2	4	3
31	Chandigarh	1.09	1	0	22	1	2	0	0	2	0
32	D & N Haveli	2.01	1	1	72	1	1	6	1	1	1
33	Daman & Diu	1.23	2	2	23	2	1	3	0	1	3
34	Lakshadweep	0.38	1	1	24	1	3	4	0	0	0
35	Puducherry	3.57	4	15	92	4	4	39	4	4	24
<b>All India</b>		<b>8283.18</b>	<b>617</b>	<b>6345</b>	<b>623706</b>	<b>581</b>	<b>4045</b>	<b>22370</b>	<b>208</b>	<b>910</b>	<b>3883</b>

§ Projected population as on 31.12.2008.

Source : National Rural Health Mission(NRHM), State Data Sheets of December, 2007 and April, 2008

**6.2 : State / UT wise Percentage Distribution of Population and Rural Health Infrastructure co-located with AYUSH facilities as on 31.12.2007**

S. No.	State/ Union Territory	Rural Population	Rural Health Infrastructure co-located with AYUSH facilities		
			DH	CHC	PHC
(1)	(2)	(3)	(4)	(5)	(6)
1	Andhra Pradesh	7.2%		4.3%	6.5%
2	Arunachal Pradesh	0.1%	6.7%		0.1%
3	Assam	3.1%			
4	Bihar	10.2%			
5	Chhattisgarh	2.3%	7.2%	4.4%	0.2%
6	Delhi	0.1%	2.9%		
7	Goa	0.1%	1.0%	0.5%	0.3%
8	Gujarat	4.3%			9.3%
9	Haryana	2.0%	1.0%	0.3%	0.0%
10	Himachal Pradesh	0.7%			
11	Jammu & Kashmir	1.1%		0.2%	
12	Jharkhand	2.8%			
13	Karnataka	4.6%	1.4%	3.4%	1.5%
14	Kerala	3.1%			
15	Madhya Pradesh	6.1%	14.9%	3.1%	4.3%
16	Maharashtra	7.4%	15.9%	11.5%	12.6%
17	Manipur	0.2%		1.5%	1.5%
18	Meghalaya	0.2%	1.4%		0.2%
19	Mizoram	0.1%	3.8%	0.9%	
20	Nagaland	0.2%		0.5%	0.1%
21	Orissa	4.1%			
22	Punjab	2.1%			
23	Rajasthan	6.0%	13.5%	13.6%	6.2%
24	Sikkim	0.1%		0.1%	
25	Tamil Nadu	4.4%	13.9%	25.9%	2.5%
26	Tripura	0.4%	1.0%	0.1%	0.6%
27	Uttar Pradesh	18.2%			42.5%
28	Uttarakhand	0.9%	6.3%	5.4%	
29	West Bengal	7.6%	5.8%	22.7%	10.7%
30	A & N Islands	0.0%	1.0%	0.4%	0.1%
31	Chandigarh	0.0%		0.2%	
32	D & N Haveli	0.0%	0.5%	0.1%	0.0%
33	Daman & Diu	0.0%		0.1%	0.1%
34	Lakshadweep	0.0%			
35	Puducherry	0.0%	1.9%	0.4%	0.6%

**6.3 : Percentage of co-location of AYUSH facilities with Rural Health Infrastructure as on 31.12.2007**

S. No.	State/ Union Territory	District Hospitals	Community Health Centres	Primary Health Centres
(1)	(2)	(3)	(4)	(5)
1	Andhra Pradesh		23.4%	16.1%
2	Arunachal Pradesh	100%		4.7%
3	Assam			
4	Bihar			
5	Chhattisgarh	93.8%	33.9%	1.2%
6	Delhi	66.7%		
7	Goa	100%	100%	68.4%
8	Gujarat			33.7%
9	Haryana	9.5%	3.5%	0.2%
10	Himachal Pradesh			
11	Jammu & Kashmir		2.5%	
12	Jharkhand			
13	Karnataka	12.5%	12.2%	3.4%
14	Kerala			
15	Madhya Pradesh	66.0%	10.4%	14.5%
16	Maharashtra	94.3%	25.8%	27.3%
17	Manipur		87.5%	83.3%
18	Meghalaya	100%		8.7%
19	Mizoram	100%	88.9%	
20	Nagaland		23.8%	4.8%
21	Orissa			
22	Punjab			
23	Rajasthan	100%	36.8%	16.0%
24	Sikkim		25.0%	
25	Tamil Nadu	100%	100%	8.1%
26	Tripura	100%	10.0%	29.3%
27	Uttar Pradesh			45.1%
28	Uttarakhand	81.3%	100.0%	
29	West Bengal	80.0%	59.8%	45.2%
30	A & N Islands	100%	100%	15.0%
31	Chandigarh		100%	
32	D & N Haveli	100%	100%	16.7%
33	Daman & Diu		100%	100%
34	Lakshadweep			
35	Puducherry	100%	100%	61.5%
	<b>All India</b>	<b>35.8%</b>	<b>22.5%</b>	<b>17.4%</b>

**6.4 : Average Rural Population served per Rural Health Infrastructure  
as on 31.12.2007**

S. No.	State/ Union Territory	Rural population served under Rural Health Infrastructure (in Lakh)			Rural population served under Rural Health Infrastructure co-located with AYUSH facilities (in Lakh)		
		DH	CHC	PHC	DH	CHC	PHC
(1)	(2)	(3)	(4)	(5)	(6)	(7)	(8)
1	Andhra Pradesh	29.9	3.6	0.4		15.3	2.4
2	Arunachal Pradesh	0.7	0.3	0.1	0.7		2.4
3	Assam	13.0	2.6	0.4			
4	Bihar	32.4	12.0	0.5			
5	Chhattisgarh	11.8	1.6	0.4	12.6	4.7	31.4
6	Delhi	1.3		1.4	1.9		
7	Goa	4.0	1.6	0.4	4.0	1.6	0.6
8	Gujarat	14.1	1.3	0.3			1.0
9	Haryana	8.1	2.0	0.4	84.5	56.4	169.1
10	Himachal Pradesh	4.9	0.8	0.1			
11	Jammu & Kashmir	6.6	1.1	0.2		46.0	
12	Jharkhand	10.7	1.2	0.7			
13	Karnataka	15.8	1.5	0.2	126.1	12.2	6.6
14	Kerala	18.1	2.4	0.3			
15	Madhya Pradesh	10.8	1.9	0.4	16.4	18.1	3.0
16	Maharashtra	17.6	1.5	0.3	18.6	5.9	1.3
17	Manipur	2.8	1.2	0.3		1.4	0.3
18	Meghalaya	6.9	0.8	0.2	6.9		2.3
19	Mizoram	0.6	0.6	0.1	0.6	0.6	
20	Nagaland	1.7	0.9	0.2		3.7	4.7
21	Orissa	10.6	1.5	0.3			
22	Punjab	8.8	1.4	0.4			
23	Rajasthan	17.7	1.5	0.3	17.7	4.0	2.1
24	Sikkim	1.3	1.3	0.2		5.3	
25	Tamil Nadu	12.6	1.6	0.3	12.6	1.6	3.8
26	Tripura	14.5	2.9	0.4	14.5	29.1	1.3
27	Uttar Pradesh	20.4	3.9	0.4			0.9
28	Uttarakhand	4.4	1.4	0.3	5.4	1.4	
29	West Bengal	42.2	1.8	0.7	52.8	3.1	1.5
30	A & N Islands	1.4	0.7	0.1	1.4	0.7	0.9
31	Chandigarh	1.1	0.5			0.5	
32	D & N Haveli	2.0	2.0	0.3	2.0	2.0	2.0
33	Daman & Diu	0.6	1.2	0.4		1.2	0.4
34	Lakshadweep	0.4	0.1	0.1			
35	Puducherry	0.9	0.9	0.1	0.9	0.9	0.1
<b>All India</b>		<b>14.3</b>	<b>2.0</b>	<b>0.4</b>	<b>39.8</b>	<b>9.1</b>	<b>2.1</b>

### 6.5 : State-wise PHCs Co-located with AYUSH Practitioners and Contractual Doctors upto 2007-08

S. No.	State/ Union Territories	PHCs		Percentage of PHCs co-located AYUSH Practitioners to total number of PHCs	Percent Distribution of PHCs		AYUSH Doctors appointed on contractual basis in PHCs #	
		Total	Co-located with AYUSH Practitioner		Total	Co-located with AYUSH Practitioners	Number	Percent Distribution
(1)	(2)	(3)	(4)	(5)	(6)	(7)	(8)	(9)
1	Andhra Pradesh	1570	253	16.1%	7.0%	5.0%		
2	Arunachal Pradesh	85	1	1.2%	0.4%	0.0%	6	0.2%
3	Assam	610	242	39.7%	2.7%	4.8%	191	7.2%
4	Bihar	1648			7.4%			
5	Chhattisgarh	518	85	16.4%	2.3%	1.7%	111	4.2%
6	Delhi	8			0.0%			
7	Goa	19	11	57.9%	0.1%	0.2%	4	0.2%
8	Gujarat	1073	466	43.4%	4.8%	9.2%	362	13.6%
9	Haryana	411	90	21.9%	1.8%	1.8%		
10	Himachal Pradesh	443			2.0%			
11	Jammu & Kashmir	374	78	20.9%	1.7%	1.5%	7	0.3%
12	Jharkhand	330	105	31.8%	1.5%	2.1%		
13	Karnataka	1679	57	3.4%	7.5%	1.1%	459	17.2%
14	Kerala	909	138	15.2%	4.1%	2.7%		
15	Madhya Pradesh	1149	160	13.9%	5.1%	3.2%		
16	Maharashtra	1800	491	27.3%	8.0%	9.7%	980	36.8%
17	Manipur	72	60	83.3%	0.3%	1.2%	20	0.8%
18	Meghalaya	103	9	8.7%	0.5%	0.2%	9	0.3%
19	Mizoram	57			0.3%			
20	Nagaland	84			0.4%			
21	Orissa	1279			5.7%			
22	Punjab	484			2.2%			
23	Rajasthan	1499	175	11.7%	6.7%	3.5%		
24	Sikkim	24			0.1%			
25	Tamil Nadu	1181	451	38.2%	5.3%	8.9%		
26	Tripura	75	51	68.0%	0.3%	1.0%	18	0.7%
27	Uttar Pradesh	3660	20	0.5%	16.4%	0.4%	52	2.0%
28	Uttarakhand	232			1.0%			
29	West Bengal	922	275	29.8%	4.1%	5.4%	417	15.7%
30	A & N Islands	20	6	30.0%	0.1%	0.1%	3	0.1%
31	Chandigarh				0.0%			
32	D & N Haveli	6	2	33.3%	0.0%	0.0%		
33	Daman & Diu	3	3	100%	0.0%	0.1%	3	0.1%
34	Lakshadweep	4			0.0%			
35	Puducherry	39	24	61.5%	0.2%	0.5%	21	0.8%
	<b>All India</b>	<b>22370</b>	<b>5057</b>	<b>22.6%</b>	<b>100.0%</b>	<b>100%</b>	<b>2663</b>	<b>100%</b>

**Note :** AYUSH doctors appointed on contract basis in Maharashtra have been apportioned for CHCs and PHCs.

**Source :** National Rural Health Mission(NRHM), State Data Sheets of December, 2007 and April, 2008

