


AYUSH IN INDIA 2007

Section 1



Summary of All-India AYUSH
Infrastructure Facilities



SECTION 1: SUMMARY OF ALL-INDIA AYUSH INFRASTRUCTURE FACILITIES

T

his section on AYUSH infrastructural facilities provides an overview of the important indicators and insight into the healthcare delivery systems and mechanism under AYUSH in the country. It also provides an essential database for proper planning, decision-making, monitoring and evaluation of various programmes and schemes for health sector development. The department of AYUSH is collecting data regularly on various aspects of AYUSH functioning including infrastructural facilities available from various sources.

During the last three Plans, financial investment of the Department of AYUSH had increased from Rs.13.58 crore in 1992-93 to Rs. 316.69 crore in 2006-07 showing a growth rate of 25.2% per annum. The investment during 8th Plan had increased by 14.3% annually, whereas, the investment in 9th and 10th plans had grown by 25.6% and 37% respectively. Departmental investment had shown an increasing annual growth rate during successive plan-periods.

Since creation of a separate Department of AYUSH, a positive impact has been observed in growth of almost all AYUSH infrastructural facilities due to Departmental investment and focus on overall development of these systems during the last three plans. AYUSH hospitals, dispensaries and colleges with their admission capacities had grown in all the last three plans. Bed strength of hospitals and drug manufacturing units had shown positive growths during 8th and 9th plans, whereas, these had declined in the 10th plan.

This section on health structure indicators includes educational infrastructure as well as service infrastructure. System-wise AYUSH infrastructural facilities have been analyzed for the last three Five Year Plans, viz. 8th Five Year Plan (1992-93 to 1996-97), 9th Five Year Plan (1997-98 to 2001-02) and 10th Five Year Plan (2002-03 to 2006-07).

(a) **AYUSH Hospitals and their Bed Strength:**

There were 3360 AYUSH hospitals in the country as on 1.4.2007. System-wise distribution of hospitals indicate that maximum number of hospitals (2402) were Ayurveda hospitals, whereas, 262, 277, 171 and 234 hospitals pertain to Unani, Siddha, Naturopathy and Homoeopathy systems respectively. Besides, there were only twelve Yoga hospitals and two Amchi hospitals.

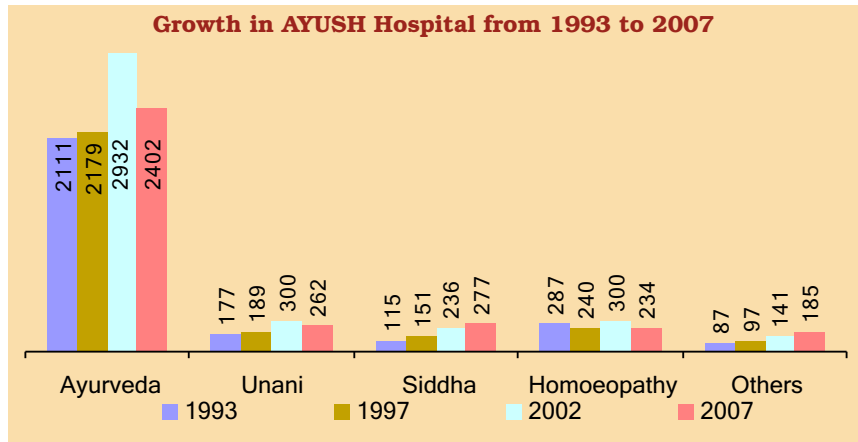
On an average, AYUSH hospitals had grown at the rate of 1.4% per annum and hospitals of all systems except Homoeopathy had increased during the last three Five Year

Plans. Ayurveda hospitals registered a growth of 0.9% per annum, whereas, average annual growth rates of 2.8%, 6.5%, 1.3% and 6.1% had been registered in the hospitals under Unani, Siddha, Yoga and Naturopathy systems respectively.

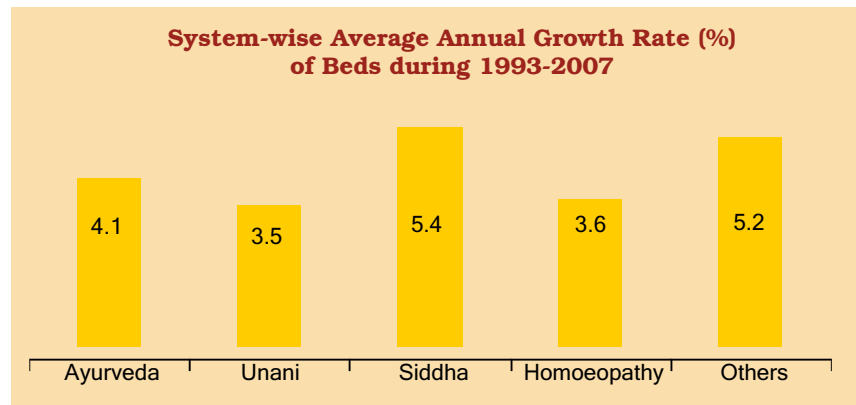
8th Plan: An average annual growth rate of 0.7% was registered in AYUSH hospitals. Ayurveda hospitals revealed an average annual growth rate of 0.8%, whereas, Unani hospitals had grown by 1.7% annually. There had been substantial growths in the strength of hospitals under Siddha and Naturopathy; they had grown at 7.0% and 3.8% per annum respectively.

9th Plan: There had been a substantial increase in the strength of AYUSH hospitals and it had grown by 7.5% per annum. The annual growth rates of 7.6%, 12.2%, 3.7%, 8.6% and 5.4% had been realised in strengths of Ayurveda, Unani, Siddha, Naturopathy and Homoeopathy hospitals respectively.

10th Plan: AYUSH hospitals had grown at an annual growth rate of 1% during 10th Five Year Plan. On an average, Ayurveda, Unani, Siddha, Yoga and Naturopathy hospitals had grown annually at the rate of 1.6%, 0.7%, 0.1%, 10.7% and 5.1% respectively, whereas, Homoeopathy hospitals had declined by 5.2%.

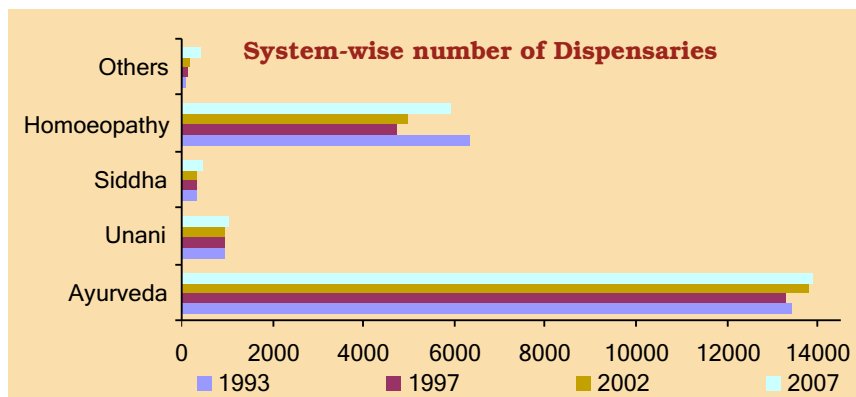


There were 68155 beds in AYUSH hospitals in the country as on 1.4.2007. Maximum number of beds (43751) had been reported in Ayurveda hospitals, whereas, 4671, 2596, 495, 5677, 10933 and 32 beds pertain to Unani, Siddha, Yoga, Naturopathy, Homoeopathy and Amchi hospitals respectively. There had been an addition of 29494 beds in AYUSH hospitals during the last three Five Year Plans. Consequently, the beds had grown at an average rate of 4.1% per annum.



(b) AYUSH Dispensaries:


There were 21769 AYUSH dispensaries in the country as on 1.4.2007. Ayurveda system of medicine had maximum number of dispensaries (13913), whereas, Unani, Siddha, Yoga, Naturopathy, Homoeopathy and Amchi systems had 1019, 488, 70, 238, 5910 and 131 dispensaries respectively.



Number of AYUSH dispensaries had grown by 649, registering an average annual growth rate of 0.2% during 1993-2007. An upward trend had been observed in the average annual growth rate of dispensaries in the last three plan periods. A negative average annual growth rate of 2% in 8th Plan had gone up with a positive growth rate of 0.6% in the 9th plan and subsequently to 0.9% in the 10th Plan.

(c) AYUSH Registered Practitioners:

Human resource indicators cover the details of AYUSH practitioners in the country. These indicators provide an overview of the availability of ISM & Homoeopathy practitioners, and also give an idea of regional distribution and disparities. Number of AYUSH practitioners as reported by State Boards/Councils of Indian Systems of Medicine and



Homoeopathy (ISM&H) as on 1.4.2007 was 725568. System-wise distribution of practitioners indicates that maximum number of practitioners (453661) was from Ayurveda and 217860 practitioners were registered under Homoeopathy and only 46558, 6601 and 888 practitioners had been registered under Unani, Siddha and Naturopathy systems respectively.

Registered practitioners under AYUSH systems had grown at an average rate of 1.8% per annum during the last three Five Year Plans. The number of Ayurveda registered practitioners registered a growth of 1.8% per annum only, whereas, average annual growth rates of 1.1% and 2.1% had been registered in Unani and Homoeopathy practitioners respectively. On an average, the number of registered practitioners under Naturopathy had increased by 9.6% per annum during the period 1998-2007.

8th Plan: Number of AYUSH registered practitioners had increased by 1% annually. Ayurveda, Siddha and Homoeopathy practitioners had grown annually by 0.4%, 1.6% and 2.4% respectively.

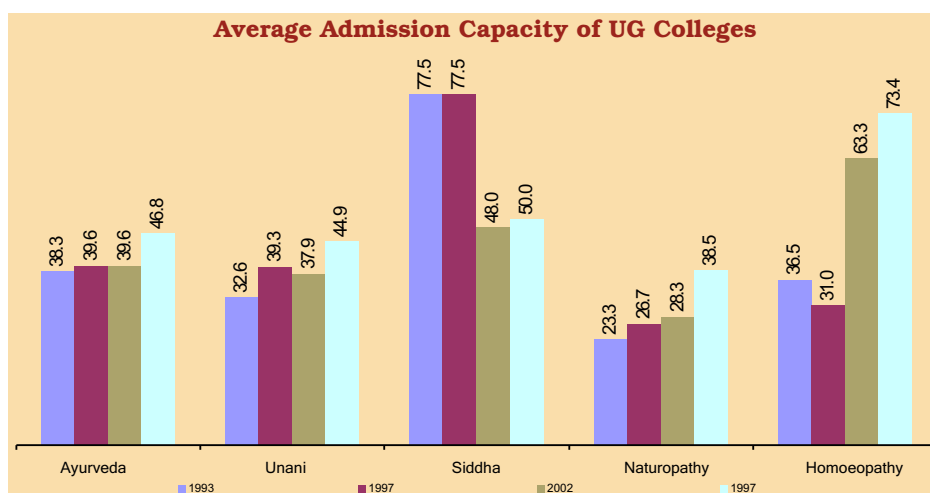
9th Plan: There had been a substantial growth in the number of AYUSH registered practitioners, which had grown by 3.5% per annum. The average annual growth rates of 4.3%, 2%, 7.7%, 5.6% and 2% had been observed in Ayurveda, Unani, Siddha, Naturopathy and Homoeopathy practitioners respectively.

10th Plan: AYUSH registered practitioners had grown by 1.1% per annum during the 10th Plan. Ayurveda, Unani, Naturopathy and Homoeopathy practitioners had realised average annual growth rates of 1.2%, 2.1%, 13.7% and 2.0% respectively. A growth of 1.7% had been observed in the number of Siddha practitioners during the period 2004-2007.

(d) AYUSH Colleges imparting Under-Graduate Education:

There had been a considerable increase in AYUSH colleges/teaching institutions and as on 1.4.2007, there were 479 AYUSH Under-Graduate Colleges with an admission capacity of 27135 students in the country. There was propensity of Ayurveda colleges, with 240 Under-Graduate colleges and an admission capacity of 11225 students, Ayurveda had the maximum number of

colleges. However, 183 Under-Graduate colleges with admission capacity of 13425 students were under Homoeopathy and only, 39, 7 and 10 Under-Graduate colleges with admission capacity of 1750, 350, 385 students belong to Unani, Siddha and Naturopathy respectively.



Nation-wide, AYUSH colleges imparting Under-

Graduate education had grown at an average growth rate of 4% per annum during the last three Five Year Plans. Ayurveda colleges imparting Under-Graduate course registered a growth of 4.4% per annum, while, average annual growth rates of 2.7%, 9.4%, 9% and 3.6% were registered in Unani, Siddha, Naturopathy and Homoeopathy colleges imparting Under-Graduate courses respectively during the last three Five Year Plans. Simultaneous increase in the admission capacities of AYUSH colleges imparting UG courses had been observed as it had grown at an average rate of 7.2% per annum, following an increase in admission capacities under Ayurveda, Unani, Siddha, Naturopathy and Homoeopathy by 5.9%, 5%, 6%, 12.9% and 8.9% respectively in the last three Five Year Plans.

8th Plan: The number of AYUSH colleges imparting Under-Graduate education and their admission capacities had increased annually by 4.7% and 3.8% respectively. On an average, colleges imparting Ayurveda, Unani and Homoeopathy Under-Graduate courses had grown annually by 3.2%, 3.5% and 6.9% respectively. The average annual growth rates in the admission capacities of Ayurveda, Unani, Naturopathy and Homoeopathy colleges were 4.1%, 8.4%, 3.4% and 2.5% respectively.

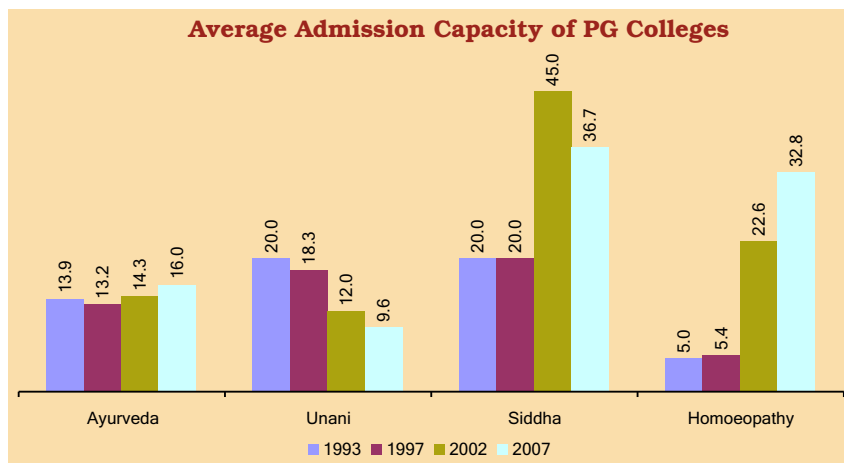
9th Plan: Noticeable growth in AYUSH Under-Graduate colleges (5.5%) and their admission capacities (11.1%) were observed during the 9th Five Year Plan. The average annual growth rates of 5.9%, 3.1%, 25.7% and 5.3% were observed in colleges of Ayurveda, Unani, Siddha and Homoeopathy imparting Under-Graduate courses, whereas, their admission capacities had grown by 5.1%, 1.4%, 12.5%, 18.9% respectively. Naturopathy Under-Graduate colleges had grown by 4.7% annually.

10th Plan: The power to grant permission for starting new colleges, introducing new or higher courses of study and increasing the number of seats in a college has been vested with the Central Government since the beginning of the 10th Plan through amendments in the IMCC/HCC Act. Subsequently, the average annual growth rates of colleges and their admission capacity had stabilized during the 10th plan. Colleges providing Under-Graduate education and their admission capacities during 10th Five Year Plan had grown by 2.2% and 3.6% per annum respectively. Ayurveda, Unani, Siddha, Naturopathy and Homoeopathy colleges had realised an average annual growth rates of 3.5%, 2%, 3.9%, 5.7% and 0.4%, whereas, their admission capacities had grown by 5%, 3.8%, 2.3%, 15% and 2.3% respectively.

(e) AYUSH Colleges imparting Post-Graduate Education:

Post-Graduate education comprises a significant component of teaching institutions under various systems of AYUSH. There were 105 AYUSH colleges imparting Post-Graduate education with

an admission capacity of 2252 students existing in the country as on 1.4.2007. Ayurveda had the maximum number of colleges (62) for Post-Graduate courses with an admission capacity of 991 students. Homoeopathy had 33 colleges for Post-Graduate courses with an admission capacity of 1084 students, whereas, 7 and 3 colleges for Post-Graduate courses with admission capacities of 67 and 110 students belong to Unani and Siddha systems respectively.

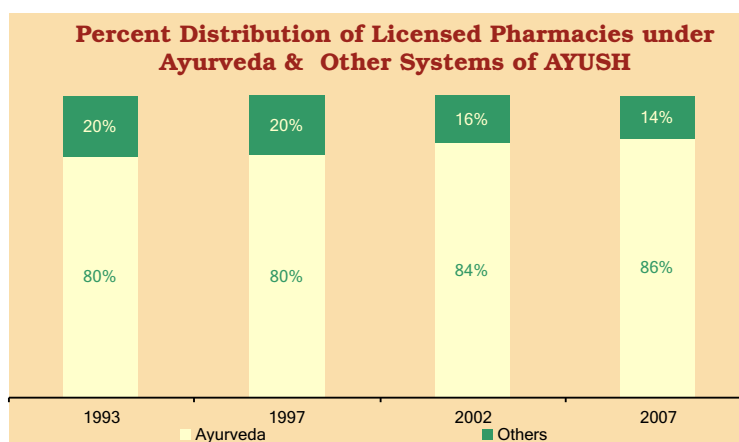


AYUSH colleges engaged in Post-Graduate education had grown annually at an average rate of 6.6% and their admission capacity by 10.8% during the last three Five Year Plans. Ayurveda colleges providing Post-Graduate education and their admission capacities had grown annually by 5.1% and 6.1% respectively, whereas, the colleges of AYUSH systems other than Ayurveda providing Post-Graduate education and their admission capacities had grown by 9.5% and 19.4% respectively during that period.

During the 8th Plan, Ayurveda colleges providing Post-Graduate education and their admission capacities had grown annually by 1.6% and 0.3% respectively, whereas, the colleges of AYUSH systems other than Ayurveda and their admission capacities had grown by 3.9% and 5.3% respectively. However, the average annual growth rate during the 9th plan in Ayurveda colleges and their admission capacities had been 14.1% and 16.4% respectively, whereas, for colleges of AYUSH systems other than Ayurveda, It had been 23% and 41.1% respectively during the 9th plan. Consequent upon the enforcement of the amendment of the IMCC/HCC Act, 2002, the spurt in growth of Post Graduate Institutions and their admission capacities realised during the 9th plan had leveled substantially during the 10th Plan. Ayurveda colleges and their admission capacities had grown annually by 1.3% and 2.4% respectively, whereas, the colleges of AYUSH systems other than Ayurveda and their admission capacities had grown by 3.8% and 6.3% respectively during 10th plan.

(g) AYUSH Licensed Pharmacies:

An average annual growth rate of 0.2% had been realised in AYUSH drug manufacturing units during last three Five Year Plans and number of licensed pharmacies had increased from 8887 in 1993 to 9197 in 2007. There were 7900 Ayurveda drugs manufacturing units, whereas, 322, 290 and 685 drugs manufacturing units pertain to Unani, Siddha and Homoeopathy respectively in 2007.



1.1 : Summary of Infrastructure Facilities under AYUSH(As on 1.4.2007)

| S. No. | Facilities | Ayurveda | Unani | Siddha | Yoga | Naturopathy | Homoeopathy | Amchi | Total |
|--------|---|----------|-------|--------|------|-------------|-------------|-------|--------|
| (1) | (2) | (3) | (4) | (5) | (6) | (7) | (8) | (9) | (10) |
| 1 | Hospitals | 2402 | 262 | 277 | 12 | 171 | 234 | 2 | 3360 |
| 2 | Beds | 43751 | 4671 | 2596 | 495 | 5677 | 10933 | 32 | 68155 |
| 3 | Dispensaries | 13913 | 1019 | 488 | 70 | 238 | 5910 | 131 | 21769 |
| 4 | Registered Practitioners (as on 1.1.2007) | 453661 | 46558 | 6601 | | 888 | 217860 | | 725568 |
| 5 | (a) No. of Colleges conducting exclusive UG course | 180 | 33 | 5 | | 10 | 152 | | 380 |
| | (b) No. of Colleges conducting both UG and PG courses | 60 | 6 | 2 | | | 31 | | 99 |
| | (c) No. of Colleges conducting exclusive PG course | 2 | 1 | 1 | | | 2 | | 6 |
| | (d) Total no. of colleges (a+b+c) | 242 | 40 | 8 | | 10 | 185 | | 485 |
| | (e) Out of (d), no. of colleges conducting UG course | 240 | 39 | 7 | | 10 | 183 | | 479 |
| | (f) Out of (d), no. of colleges conducting PG course | 62 | 7 | 3 | | | 33 | | 105 |
| 6 | Admission Capacity of UG course | 11225 | 1750 | 350 | | 385 | 13425 | | 27135 |
| | Admission Capacity of PG course | 991 | 67 | 110 | | | 1084 | | 2252 |
| | Total Admission Capacity of both UG and PG courses | 12216 | 1817 | 460 | | 385 | 14509 | | 29387 |
| 7 | Manufacturing Units | 7900 | 322 | 290 | | | 685 | | 9197 |

1.2 : Average Annual Growth Rates of AYUSH Infrastructure Facilities in 8th to 10th Plans

| S. No. | Facilities | Ayurveda | Unani | Siddha | Yoga | Naturopathy | Homoeopathy | Amchi | Total |
|--------|--------------------------|----------|-------|--------|-------|-------------|-------------|-------|-------|
| (1) | (2) | (3) | (4) | (5) | (6) | (7) | (8) | (9) | (10) |
| 1 | Hospitals | 0.9% | 2.8% | 6.5% | 1.3% | 6.1% | -1.4% | 0.0% | 1.4% |
| 2 | Beds | 4.1% | 3.5% | 5.4% | 10.7% | 4.9% | 3.6% | 1.8% | 4.1% |
| 3 | Dispensaries | 0.2% | 0.4% | 3.0% | 17.9% | 24.6% | -0.5% | 5.7% | 0.2% |
| 4 | Registered Practitioners | 1.8% | 1.1% | 1.7% | | 9.6% | 2.1% | | 1.8% |
| 5 | UG Colleges | 4.4% | 2.7% | 9.4% | | 9.0% | 3.6% | | 4.0% |
| | Admission Capacity (UG) | 5.9% | 5.0% | 6.0% | | 12.9% | 8.9% | | 7.2% |
| 6 | PG Colleges | 5.1% | 9.4% | 8.2% | | | 9.7% | | 6.6% |
| | Admission Capacity (PG) | 6.1% | 3.8% | 12.9% | | | 25.5% | | 10.8% |
| 7 | Manufacturing Units | 0.8% | -1.7% | -4.0% | | | -1.6% | | 0.2% |

Remark: Average Growth Rate of Naturopathy Registered Practitioners pertains to the period 1988-2007 only. Similarly, Average Growth Rate of Siddha Registered Practitioners pertains to the period 2004-2007 only.

1.2(a) : Average Annual Growth Rates of AYUSH Infrastructure Facilities in 8th Plan

| S. No. | Facilities | Ayurveda | Unani | Siddha | Yoga | Naturopathy | Homoeopathy | Amchi | Total |
|--------|--------------------------|----------|-------|--------|-------|-------------|-------------|-------|-------|
| (1) | (2) | (3) | (4) | (5) | (6) | (7) | (8) | (9) | (10) |
| 1 | Hospitals | 0.8% | 1.7% | 7.0% | -5.4% | 3.8% | -4.4% | 0.0% | 0.7% |
| 2 | Beds | 7.4% | 9.6% | 3.4% | 13.8% | 2.5% | 8.8% | 0.0% | 7.3% |
| 3 | Dispensaries | -0.3% | 0.0% | 2.0% | 56.5% | 48.9% | -7.1% | -0.4% | -2.0% |
| 4 | Registered Practitioners | 0.4% | -0.2% | 1.6% | | | 2.4% | | 1.0% |
| 5 | UG Colleges | 3.2% | 3.5% | 0.0% | | 0.0% | 6.9% | | 4.7% |
| | Admission Capacity (UG) | 4.1% | 8.4% | 0.0% | | 3.4% | 2.5% | | 3.8% |
| 6 | PG Colleges | 1.6% | 10.7% | 0.0% | | | 2.7% | | 2.2% |
| | Admission Capacity (PG) | 0.3% | 8.3% | 0.0% | | | 4.7% | | 1.3% |
| 7 | Manufacturing Units | 1.0% | -2.9% | 2.3% | | | 0.8% | | 0.9% |

1.2(b) : Average Annual Growth Rate of AYUSH Infrastructure Facilities in 9th Plan

| S. No. | Facilities | Ayurveda | Unani | Siddha | Yoga | Naturopathy | Homoeopathy | Amchi | Total |
|--------|--------------------------|----------|-------|--------|-------|-------------|-------------|-------|-------|
| (1) | (2) | (3) | (4) | (5) | (6) | (7) | (8) | (9) | (10) |
| 1 | Hospitals | 7.6% | 12.2% | 3.7% | -3.3% | 8.6% | 5.4% | 0.0% | 7.5% |
| 2 | Beds | 7.1% | 4.8% | 4.3% | -7.1% | 8.2% | 9.6% | 0.0% | 7.3% |
| 3 | Dispensaries | 0.5% | -0.5% | -0.7% | 11.5% | 0.9% | 0.9% | 3.8% | 0.6% |
| 4 | Registered Practitioners | 4.3% | 2.0% | 7.7% | | 5.6% | 2.0% | | 3.5% |
| 5 | UG Colleges | 5.9% | 3.1% | 25.7% | | 4.7% | 5.3% | | 5.5% |
| | Admission Capacity (UG) | 5.1% | 1.4% | 12.5% | | -1.4% | 18.9% | | 11.1% |
| 6 | PG Colleges | 14.1% | 18.9% | 18.9% | | | 24.5% | | 17.0% |
| | Admission Capacity (PG) | 16.4% | 7.0% | 39.2% | | | 53.0% | | 25.1% |
| 7 | Manufacturing Units | 0.3% | -0.1% | 1.2% | | | -11.2% | | -0.6% |

1.2(c) : Average Annual Growth Rate of AYUSH Infrastructure Facilities in 10th Plan

| S. No. | Facilities | Ayurveda | Unani | Siddha | Yoga | Naturopathy | Homoeopathy | Amchi | Total |
|--------|--------------------------|----------|-------|--------|-------|-------------|-------------|-------|-------|
| (1) | (2) | (3) | (4) | (5) | (6) | (7) | (8) | (9) | (10) |
| 1 | Hospitals | 1.6% | 0.7% | 0.1% | 10.7% | 5.1% | -5.2% | 0.0% | 1.0% |
| 2 | Beds | 0.0% | -1.8% | 2.1% | 44.0% | 3.8% | -6.1% | 0.0% | -0.8% |
| 3 | Dispensaries | -0.1% | 3.7% | 5.2% | 0.0% | 45.6% | 2.0% | 1.0% | 0.9% |
| 4 | Registered Practitioners | 1.2% | 2.1% | 1.7% | | 13.7% | 2.0% | | 1.1% |
| 5 | UG Colleges | 3.5% | 2.0% | 3.9% | | 5.7% | 0.4% | | 2.2% |
| | Admission Capacity (UG) | 5.0% | 3.8% | 2.3% | | 15.0% | 2.3% | | 3.6% |
| 6 | PG Colleges | 1.2% | -3.3% | 10.7% | | | 5.1% | | 2.3% |
| | Admission Capacity (PG) | 2.4% | -3.1% | 5.1% | | | 7.2% | | 4.5% |
| 7 | Manufacturing Units | 0.4% | -5.3% | -9.7% | | | 1.4% | | -0.2% |

Remark: Average Growth Rate of Siddha Registered Practitioners pertains to the period 2004-2007 only.